

MV-ID3030XM

3.1 MP Industrial Code Reader



Introduction

With functions of image acquisition, code recognition and output, MV-ID3030XM industrial code reader can read different types of 1D codes and 2D codes with reading speed up to 90 codes/sec. It adopts Hikrobot's deep learning algorithm to process images with good robustness, and can recognize various complex codes.

Applicable Industry

Consumer electronics, lithium battery, tobacco, medicine, photovoltaics, automobile, PCB, etc.

Available Model

- 8 mm focal length, mechanical focusing:
MV-ID3030XM-08M-RBN
- 12 mm focal length, mechanical focusing:
MV-ID3030XM-12M-RBN
- 16 mm focal length, mechanical focusing:
MV-ID3030XM-16M-RBN
- 25 mm focal length, mechanical focusing:
MV-ID3030XM-25M-RBN
- 8 mm focal length, liquid lens focusing:
MV-ID3030XM-8L-RBN
- 12 mm focal length, liquid lens focusing:
MV-ID3030XM-12L-RBN
- 16 mm focal length, liquid lens focusing:
MV-ID3030XM-16L-RBN

Key Features

- Adopts built-in deep learning algorithm to read codes with good robustness.
- Adopts CMOS sensor to acquire high-quality images.
- Device with liquid lens combined with ToF can achieve fast image settings and real-time focusing.
- Supports one-key auto adjustment and easy to operate.
- Adopts multiple indicators displaying device status from different sides.
- Rotatable cable design for flexible mounting.
- Good environmental compatibility with illuminating system.
- Adopts I/O interfaces for input and output signals.
- Ingress Protection Rating 67.

Note

Looking directly at the device may cause harm to the eyes. Protective measures like wearing protective glasses should be taken in the process of installation, maintenance and debugging.

Specification

Model	MV-ID3030XM-**M-RBN	MV-ID3030XM-**L-RBN
Performance		
Symbologies	1D codes: Code 39, Code 93, Code 128 (include GS1-128), CodaBar, EAN 8, EAN 13, ITF14, ITF25, UPCA, UPCE, Matrix 25, MSI, Code 11, Industrial 2of5, China Post, Pharmacode (one/two-track)	
	2D matrix codes: QR Code (include GS1-QR), Data Matrix (include GS1-DM), MicroQR, AZTEC, HanXin, Maxi Code	
	Stacked codes: PDF 417, MicroPDF417	
Max. frame rate	60 fps	
Max. reading speed	90 codes/sec	
Sensor type	CMOS, global shutter	
Pixel size	3.45 μm × 3.45 μm	
Sensor size	1/1.45"	
Resolution	2048 × 1536	
Exposure time	6 μs to 30000 μs	
Gain	0 dB to 24 dB	
Mono/color	Mono	
Communication protocol	SmartSDK, TCP Client, TCP Server, Serial, FTP, Profinet, MELSEC/SLMP, Ethernet/IP, ModBus, Fins, UDP	
Electrical feature		
Data interface	Fast Ethernet (100 Mbit/s)	
Digital I/O	12-pin M12 connector provides power and I/O, including opto-isolated input (LineIn 0/1/2) × 3, opto-isolated output (LineOut 3/4/5) × 3, and RS-232 × 1. Triggering the device is supported via pressing the top button.	
Power supply	24 VDC	
Power consumption	Avg.: 6.2 W @ 24 VDC (light source enabled) Max.: 16.8 W @ 24 VDC (light source enabled)	
Mechanical		
Focal length	8 mm / 12 mm / 16 mm / 25 mm	8 mm / 12 mm / 16 mm
Lens mount	M12-mount, mechanical focus	D14-mount, liquid lens focus
Lens cap	Transparent + polarized + diffused lens cap	
Light source	Red point light source + white diffused light source. White/blue/IR/UV point light source is optional.	
Aiming system	Orange LED	
Indicator	Device body indicator, reading result indicator	
Shell material	Metal	
Dimension	Straight angle: 80.1 mm × 43 mm × 44.3 mm (3.2" × 1.7" × 1.7") Right angle: 58.5 mm × 43 mm × 65.4 mm (2.3" × 1.7" × 2.6")	
Weight	Approx. 195 g (0.4 lb.)	
Ingress protection	IP67 (under proper installation of waterproof lens cap)	
Temperature	Working temperature: 0 °C to 50 °C (32 °F to 122 °F); storage temperature: -30 °C to 70 °C (-22 °F to 158 °F)	Working temperature: 0 °C to 45 °C (32 °F to 113 °F); storage temperature: -30 °C to 70 °C (-22 °F to 158 °F)
Humidity	20% RH to 95% RH (no condensation)	
Vibration resistance	Device only: 10 Hz to 55 Hz, 1.5 mm full amplitude, 2 hours per axis (X/Y/Z) (IEC 60068-2-6:2007\GB/T 2423.10-2019)	
Shock resistance	Device only, 30 g / 11 ms, half-sine wave, 500 shocks per axis (6 directions) (IEC 60068-2-27\GB/T 2423.5-2019)	

General	
Client software	IDMVS
Certification	CE, RoHS, KC

Detection Range

MV-ID3030XM-**-M-RBN (Unit: mm)						
Lens Focal Length	Working Distance	Field of View		1D Min. Resolution*	2D Min. Resolution**	Diagram of Field of View
		H	V			
8	25	22.3	16.7	0.011	0.033	
	100	89.0	66.9	0.043	0.131	
	300	267.1	200.8	0.130	0.392	
	600	534.3	401.5	0.261	0.784	
	1000	883.2	662.4	0.400	1.300	
	2000	1766.4	1324.8	0.900	2.600	
12	60	35.5	26.6	0.017	0.052	
	100	59.2	44.3	0.029	0.087	
	300	177.7	133.0	0.087	0.260	
	600	355.5	266.0	0.174	0.520	
	1000	592.4	443.4	0.300	0.900	
	2000	1184.9	886.8	0.600	1.700	
16	110	48.6	36.4	0.024	0.071	
	200	88.3	66.2	0.043	0.129	
	300	132.5	99.4	0.065	0.194	
	600	265.0	198.7	0.129	0.388	
	1000	441.6	331.2	0.216	0.647	
	1500	662.4	496.8	0.323	0.970	
	2000	883.2	662.4	0.431	1.294	
25	230	64.6	48.3	0.032	0.094	
	300	84.3	63.1	0.041	0.123	
	500	140.5	105.1	0.069	0.205	
	1000	281.1	210.2	0.100	0.400	
	2000	562.2	420.4	0.300	0.800	

1D Min. Resolution (mm)*: Field of view (long side) / resolution (long side) × 1).

2D Min. Resolution (mm)**: Field of view (long side) / resolution (long side) × 3).

Detection Range

MV-ID3030XM-**-L-RBN (Unit: mm)

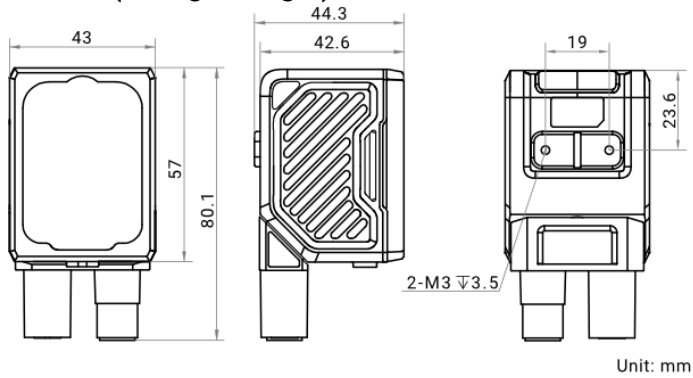
Lens Focal Length	Working Distance	Field of View		1D Min. Resolution*	2D Min. Resolution**	Diagram of Field of View
		H	V			
8L	35	30.9	23.2	0.015	0.045	
	100	88.3	66.2	0.043	0.129	
	300	265.0	198.7	0.129	0.388	
	600	529.9	397.4	0.259	0.776	
	1000	883.2	662.4	0.431	1.294	
	1500	1324.8	993.6	0.647	1.941	
	2000	1766.4	1324.8	0.863	2.588	
12L	60	35.3	26.5	0.017	0.052	
	100	58.9	44.2	0.029	0.086	
	300	176.6	132.5	0.086	0.259	
	600	353.3	265.0	0.173	0.518	
	1000	588.8	441.6	0.288	0.863	
	1500	883.2	662.4	0.431	1.294	
	2000	1177.6	883.2	0.575	1.725	
16L	85	37.5	28.2	0.018	0.055	
	100	44.2	33.1	0.022	0.065	
	300	132.5	99.4	0.065	0.194	
	600	265.0	198.7	0.129	0.388	
	1000	441.6	331.2	0.216	0.647	
	1500	662.4	496.8	0.323	0.970	
	2000	883.2	662.4	0.431	1.294	

1D Min. Resolution (mm)*: Field of view (long side) / resolution (long side) × 1).

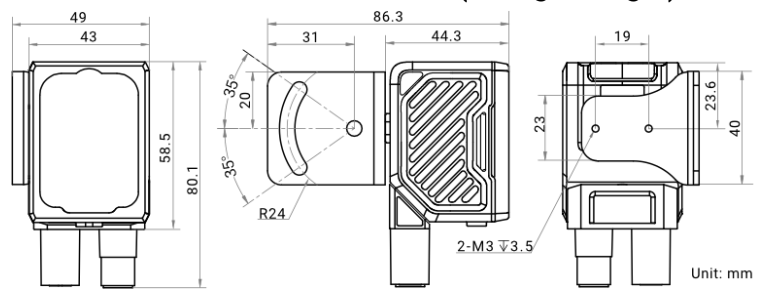
2D Min. Resolution (mm)**: Field of view (long side) / resolution (long side) × 3).

Dimension

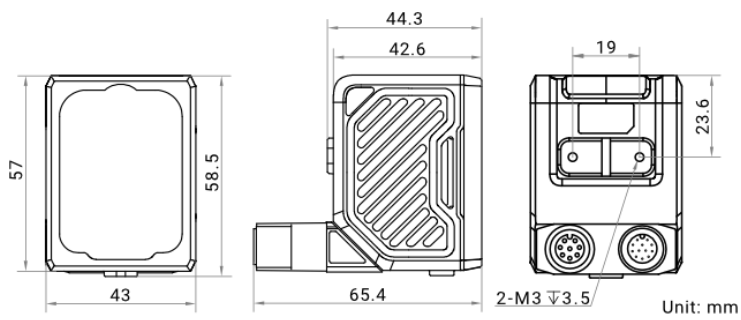
Device (Straight Angle):



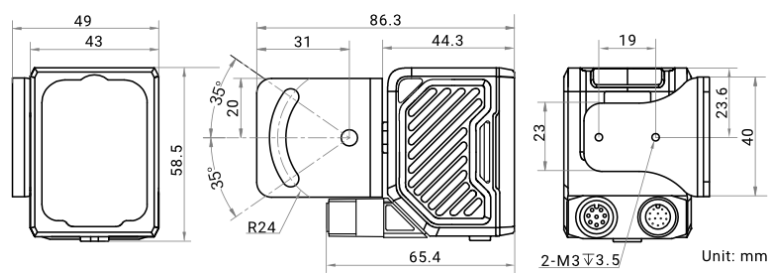
Device and Installation Bracket (Straight Angle):



Device (Right Angle):



Device and Installation Bracket (Right Angle):



Installation Bracket:

